



**TRI-MAG, Inc.**

® *your* POWER Specialists

1601 N. CLANCY CT. • VISALIA, CA 93291  
(559) 651-2222 • FAX (559) 651-0188  
<http://www.tri-mag.com>  
<http://eemonline.com/tri-mag>  
[tri-mag@worldnet.att.net](mailto:tri-mag@worldnet.att.net)

## TDL1 SERIES

*1 Watt, 1000VDC Isolation*

DC-DC CONVERTER


DIP Type

### FEATURES

- PCB Mountable
- High Stable Regulated Output
- Thermally Conductive Encapsulant
- 100% Burn-In And Triple Tested
- MTBF > 400,000 Hours

### APPLICATIONS

- Local Area Network
- Isolation Devicea
- Telecommunications
- Industrial And Testing Equipment
- Battery-Powered Equipment
- Medical Equipment
- Distributed Power Equipment



### ELECTRICAL SPECIFICATIONS

Input Voltage Range	± 5%
Output voltage Accuracy	± 5%
Load Regulation	± 10%
Line Regulation	± 10%
Ripple & Noise	50mV p-p for 5V, 1% for other voltages
Short Circuit Protection	Short Term, (10 sec. max.)

### GENERAL SPECIFICATIONS

Efficiency (at full load)	70% typical
Isolation Voltage	1000VDC
Operating Frequency	100KHz min.
Operating Temperature	-25°C to +70°C
Storage Temperature	-40°C to +100°C
Isolation Resistance	10 <sup>9</sup> Ohms, min.
weight	0.1 Oz. (2.4 grams)
Case Material	Non-conductive Plastic



**TRI-MAG, Inc.**  
 your POWER Specialists

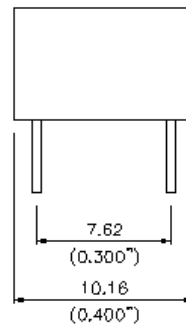
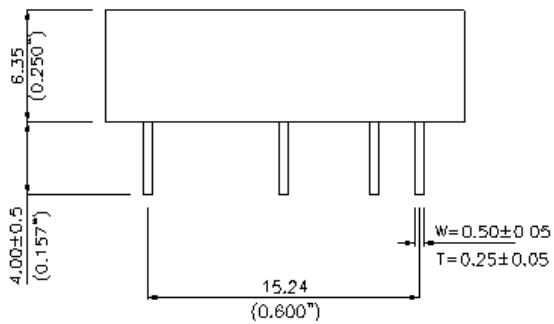
1601 N. CLANCY CT. • VISALIA, CA 93291  
 (559) 651-2222 • FAX (559) 651-0188  
<http://www.tri-mag.com>  
<http://eemonline.com/tri-mag>  
 tri-mag@worldnet.att.net

## TDL1 SERIES SPECIFICATIONS

Model Type	Input Voltage (Vdc)	Input Current mA (typ)		Output Voltage (Vdc)	Output Current mA (max)
		No Load	Full Load		
TDL1-0505D	5	50	285	±5	±100
TDL1-0509D	5	50	265	±9	±56
TDL1-0512D	5	50	265	±12	±42
TDL1-0515D	5	50	265	±15	±34
TDL1-1205D	12	25	120	±5	±100
TDL1-1209D	12	25	110	±9	±56
TDL1-1212D	12	20	110	±12	±42
TDL1-1215D	12	20	110	±15	±34

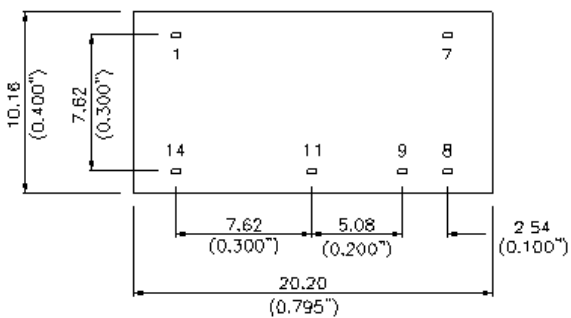
D: Dual Output

Specifications subject to change without notice.



### Pin Connections

Pin	Dual
1	- Input
7	NC
8	Common
9	+ Output
11	- Output
14	+ Input



NOTES:  
 UNIT mm±0.25(INCH±0.01)

Power Derating Curve

