



MEAN WELL

SWITCHING POWER SUPPLY

ISO-9001 CERTIFIED MANUFACTURER

PSP-1500 SERIES

- .LOW COST, HIGH RELIABILITY
- .BUILT IN EMI FILTER
- .BUILT IN REMOTE CONTROL, REMOTE SENSE
- .BUILT IN PFC CIRCUIT PFC>=0.95, COMPLIES WITH EN61000-3-2
- .SHORT CIRCUIT, OVERLOAD, OVER VOLTAGE, OVER TEMP. PROTECTED
- .100% FULL LOAD BURN-IN TEST
- .105°C OUTPUT CAPACITOR

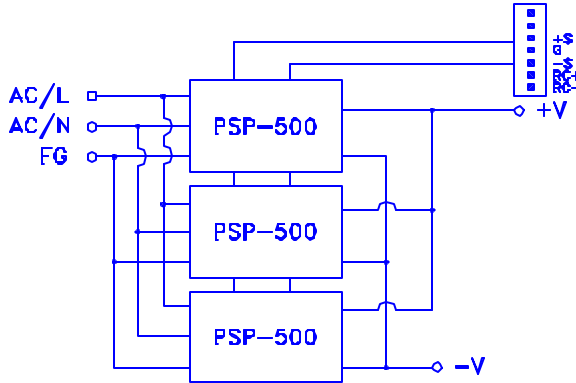


MODEL	PSP-1500 -5	PSP-1500 -12	PSP-1500 -13.5	PSP-1500 -15	PSP-1500 -24	PSP-1500 -27	PSP-1500 -48
SPECIFICATION							
DC OUTPUT VOLTAGE	5V	12V	13.5V	15V	24V	27V	48V
OUTPUT V. TOLERANCE	±2%	±1%	±1%	±1%	±1%	±1%	±1%
OUTPUT RATED CURRENT	217.5A	112.5A	100.5A	90A	56.4A	50.4A	28.5A
OUTPUT CURRENT RANGE	0-217.5A	0-112.5A	0-100.5A	0-90A	0-56.4A	0-50.4A	0-28.5A
RIPPLE & NOISE	100mVp-p	150mVp-p	150mVp-p	150mVp-p	150mVp-p	150mVp-p	200mVp-p
LINE REGULATION	±0.5%	±0.3%	±0.3%	±0.3%	±0.2%	±0.2%	±0.2%
LOAD REGULATION	±2%	±0.5%	±0.5%	±0.5%	±0.5%	±0.5%	±0.5%
DC OUTPUT POWER	1087.5W	1350W	1356.75W	1350W	1353.6W	1360.8W	1368W
PEAK OUTPUT POWER	1200W	1500W	1500W	1500W	1500W	1500W	1500W
EFFICIENCY	76%	82%	82%	82%	84%	84%	86%
DC VOLTAGE ADJ.	4.75-5.5V	10-13.2V	12-15V	13.5-18V	20-26.4V	24-30V	41-56V
INPUT VOLTAGE RANGE	176-264VAC 47-63Hz; 264-370VDC						
AC CURRENT	10.5A/230V						
POWER FACTOR	0.95/230VAC						
INRUSH CURRENT	100A/230V						
LEAKAGE CURRENT	<3.5mA/240VAC						
OVERLOAD PROTECTION	115%-140% TYPE:CONSTANT CURRENT LIMITING RESET:AUTO RECOVERY						
OVER VOLTAGE PROTECTION	5.75-6.75	13.8-16.2V	15.5-18.2V	18-21V	27.6-32.4V	31-36.5V	57.6-67.2V
OVER TEMP.PROTECTION	RTH2>=95°C. OUTPUT SHUTDOWN						
REMOTE CONTROL	RC+/RC-: 0-0.8V=POWER ON; 4-10V=POWER OFF SINK CURRENT 12-30mA						
TEMP. COEFFICIENT	±0.03% / °C (0-50°C)						
SETUP, RISE, HOLD UP TIME	1.5s, 50ms, 15ms						
VIBRATION	10-500Hz, 2G 10min./1cycle, PERIOD FOR 60min. EACH AXES						
WITHSTAND VOLTAGE	I/P-O/P:3KVAC I/P-FG:1.5KVAC O/P-FG:0.5KVAC						
ISOLATION RESISTANCE	I/P-O/P, I/P-FG, O/P-FG:500VDC / 100M Ohms						
WORKING TEMP., HUMIDITY	-10°C~+60°C(REFER TO OUTPUT DERATING CURVE), 20%-90% RH						
STORAGE TEMP., HUMIDITY	-20°C~+85°C, 10%-95% RH						
DIMENSION	278*129*190.5mm						
WEIGHT	6.9 Kgs						
SAFETY STANDARDS	UL1950 APPROVED						
EMC STANDARDS	CISPR22, EN61000-3-2, EN61000-4-2,3,4,5,6,8,11 VERIFICATION						

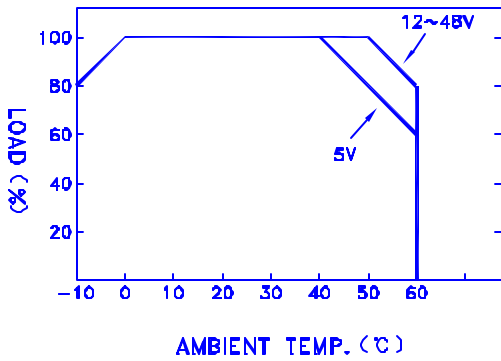
- NOTE :
- 1.ALL PARAMETERS ARE SPECIFIED AT 230VAC INPUT, RATED LOAD, 25°C 70% RH. AMBIENT.
 - 2.TOLERANCE INCLUDE SET UP TOLERANCE, LINE REGULATION, LOAD REGULATION.
 - 3.RIPPLE & NOISE ARE MEASURED AT 20MHZ BY USING A 12" TWISTED PAIR TERMINATED WITH A 0.1uF & 47uF CAPACITOR.
 - 4.LINE REGULATION IS MEASURED FROM LOW LINE TO HIGH LINE AT RATED LOAD.
 - 5.LOAD REGULATION IS MEASURED FROM 0% TO 100% RATED LOAD.
 - 6.REFER TO OUTPUT DERATING CURVE VS INPUT VOLTAGE.
 - 7.PEAK OUTPUT POWER LASTING <30 SECONDS WITH A MAX. 10% DUTY CYCLE.

PSP-1500 SERIES

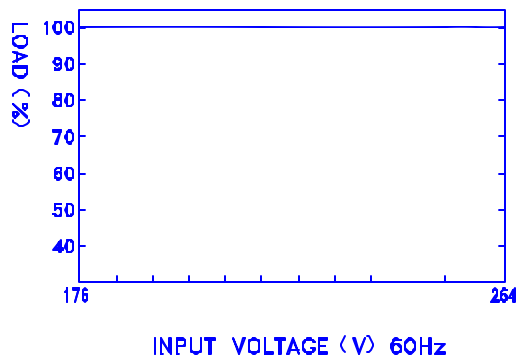
BLOCK DIAGRAM



OUTPUT DERATING VS T_a

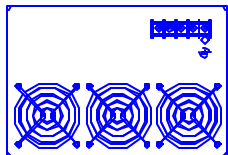
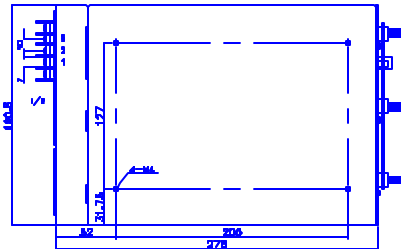
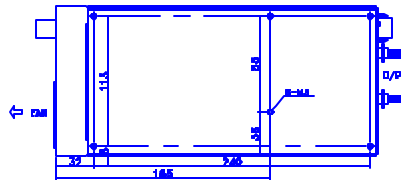
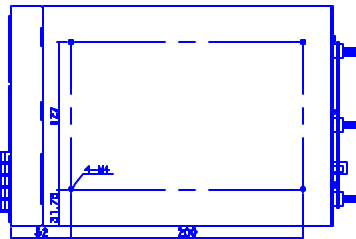


OUTPUT DERATING VS INPUT VOLTAGE



DIMENSION (mm)

- ☒ CASE : 925
- ☒ I/P TERMINAL PIN NO. ASSIGNMENT
- ☒ PIN 1,2 : AC INPUT
- ☒ PIN 3 : FG \perp
- ☒ O/P TERMINAL PIN NO. ASSIGNMENT
- ☒ PIN 1,3,5 : DC OUTPUT +V
- ☒ PIN 2,4,6 : DC OUTPUT -V



☒ CONTROL PIN NO. ASSIGNMENT

☒ Molex 5559-NP Uses 5558 Male Crimp Terminal

- ☒ PIN 1 : NC
- ☒ PIN 2 : -S
- ☒ PIN 3 : G
- ☒ PIN 4 : RC-
- ☒ PIN 5 : NC
- ☒ PIN 6 : NC
- ☒ PIN 7 : +S
- ☒ PIN 8 : RC+

☒ MATING CONNECTOR

☒ Molex 5557-NR Uses 5556 Female Crimp Terminal Receptacle

